

Mondéco Mirrazzo

Exclusive, durable, seamless epoxy resin terrazzo floor finish made of a mass consisting of colored epoxy resin and a blend of marble aggregate with coloured glass mirror particles. Gives smooth and shiny surface.



High class, elegant floor

The shiny surface is obtained by grinding and polishing



Abrasion resistant:

Long-term durability (25 years)



Wide design possibilities:

Can be laid in bespoke patterns for a truly unique application



Easily Cleaned:

Minimal joints makes this flooring easy to clean and maintain



Slip Resistant:

Anti-slip level suitable for public utilities

Technical Information¹

REACTION TO FIRE

B_{fl}-s1 EN 13501-1

SLIP RESISTANCE²

Dry > 40 EN 13036-4

TEMPERATURE RESISTANCE

Tolerant up to 60°C

WATER PERMEABILITY

Karsten test - Nil (Impermeable)

ABRASION RESISTANCE:

Class AR2 EN 13892-4

COMPRESSIVE STRENGTH

> 55 N/mm² PN-EN 13892-2

FLEXURAL STRENGTH

> 20 N/mm² PN-EN 13892-2

TENSILE STRENGTH

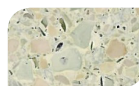
> 10 N/mm² BS 6319-7

BOND STRENGTH


> 1,5 MPa

SPEED OF CURE	10 °C	20 °C	30 °C
Light Traffic	24 h	16 h	10 h
Full Traffic	72 h	48 h	36 h
Full Chemical Cure	12 days	7 days	7 days

Examples of colours



Botticino




Sapphire



Nephrite



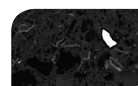
Sodalite



Pearl Grey



Bardiglio



Haematite



Black Diamond

The applied colours may differ from the examples shown. For a full colour chart and samples, contact your local Flowcrete office.

¹The figures in the table beside are typical properties achieved in laboratory tests – these results may vary depending on the conditions on the installation site.
²The final anti-slip properties of the floor are influenced by the application method, the size and shape of the aggregate used for the topcoat (aggregate recommendations available from Flowcrete Polska), the degree of abrasion, maintenance and the nature of the dirt.

Model Specification

System:	Mondéco Mirrazzo
Finish:	Satin, gloss
Thickness:	approx. 8 mm
Colour	According to the catalog
Producer:	Flowcrete Group Ltd
Supplier:	Flowcrete Polska Sp. z o.o
Telephone:	+48 22 879 89 07

Installation Service

The installation should be carried out by a Flowcrete approved contractors with a documented quality assurance scheme. Obtain details of our approved contractors by contacting Flowcrete Polska or enquiring via our website at www.flowcrete.com.pl.

Products Included in this System

Primer³:	Peran STC / Protop 1000; Quartz sand 1,0÷1,8 mm
Topping:	Mondéco Classic
Topcoat:	Peran TCW /Mirrazzo
Polish⁴:	Evans Enhance

The flooring material is laid out to a thickness of 10 mm, then grinded and polished until 8 mm thick, uniform cross-section of aggregate and the desired gloss level.

³ If other resins are used contact Flowcrete Polska for further details.

⁴The finishing method should be adapted to the specific project and agreed with Flowcrete Polska.

Detailed application instructions are available upon request.

Environmental Considerations

The finished system is assessed as non-hazardous to health and the environment. The long service life and seamless, impermeable surface with perfect adhesion to the substrate reduce the need for repairs and maintenance.

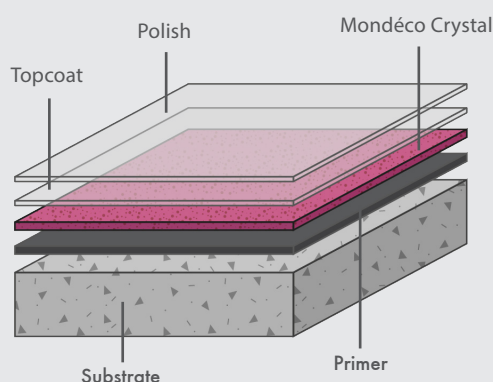
Meets the LEED EQ Credit 4.2 requirements.

Content of VOC (VOC) <100 g / l.

Substrate Requirements

Concrete or screed substrate should be class min. C20/25, a minimum bond strength of 1,5 MPa (pull-off test), surface even, clean, free from laitance, dust and other contamination. All damages in the substrate should be repaired prior to applying the flooring. The substrate should be dry up to 75% RH as per BS 8204 (5% moisture content per weight) and free from rising damp and ground water pressure. In case of higher humidity, one should use Hydraseal DPM as primer. Details to be found in the *Flowcrete Resin Flooring Substrate Requirements*.

System Design



Cleaning and maintenance

The floor can be swept, vacuumed, wet cleaned or cleaned using a cleaning machine equipped with soft brush discs in combination with an alkaline detergent. It is unacceptable to use agents containing solvents (acetone) and acids. Maintenance and renovation of the gloss of the floor should be carried out at regular intervals using a polishing machine and recommended impregnating agents.

Detailed cleaning and maintenance instructions are available on request.

Technical information, recommendations and instructions concerning the product use, storage and maintenance included in this System Data Sheet are based on Flowcrete Polska Sp. z o.o. (further related as „Flowcrete”) knowledge and experience, reflecting the best acknowledged way of using the material for a given moment. Taking into consideration other factors that are beyond the producer’s control, including differences in quality of substrates, tools and other complementary materials, weather conditions, proper installation and also cleaning and maintenance, Flowcrete cannot take responsibility in case of failure to conform with information and instructions included in this System Data Sheet or, respectively, written recommendations from authorized Flowcrete representatives. One should always conform with up-to-date norms and building principles, and also safety, hygiene and health protection rules according to the information included in Material Safety Data Sheets and also on the products packaging. This System Data Sheet replaces all previous versions. In order to receive up-to-date System Data Sheets contact Flowcrete Polska

[24/01/18]

Flowcrete Central & Eastern Europe
ul. Marywilska 34 03-228 Warsaw Poland
Tel: +48 22 879 8907 Fax: +48 22 879 8918
Email: poland@flowcrete.com

www.flowcrete.com.pl